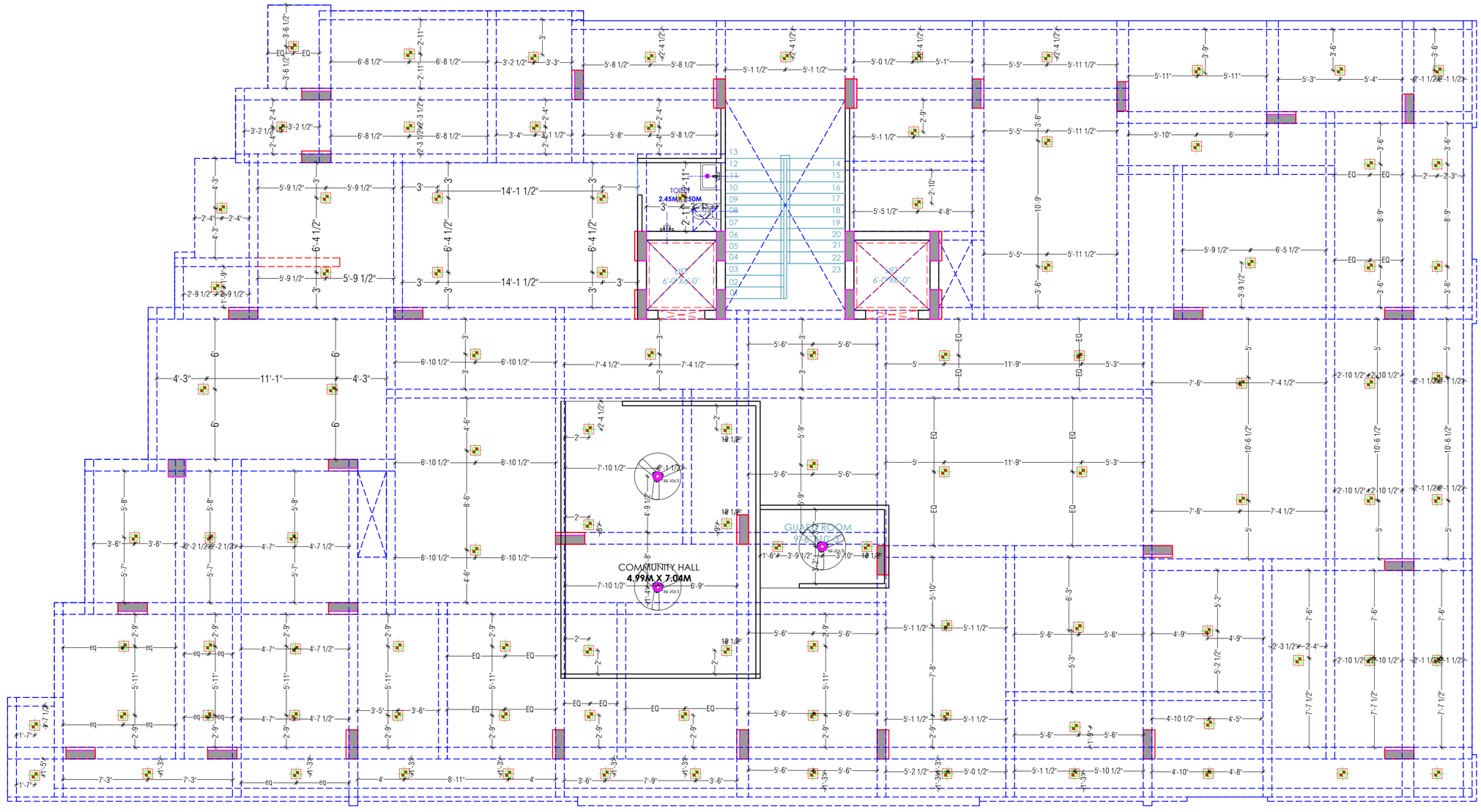

LEGENDS:

Mounting Height	No.	I D	Symbol	Description
IN FLOOR				CONTROL WIRING
IN CONDUIT				CONTROL WIRING
IN CONDUIT				AC CONTROL WIRING
IN CONDUIT				GYSER CONTROL WIRING
IN CONDUIT				BUZZER CONTROL WIRING
CEILING	06	FAN/48"		CEILING FAN 48"
CEILING	02	FAN/30"		CEILING FAN 30"
+90"	04	TL		2X40W WALL TUBELIGHT
+90"	04	BULB		WALL BRACKETS AS DESIGN LIGHT
+90"	01	GL		WALL BRACKETS AS DESIGN FOR GANESH LIGHT
	02	GL		WALL BRACKETS AS DESIGN FOR GATE LIGHT
CEILING	21	CFL		CFL CEILING LIGHT
+21"	02	FL		FOOT LIGHT
+48"	14	SB		SWITCH BOARD
+76"	03	ML		1 X 11 W CFL MIRROR LIGHT
VENTILATOR HT.	03	CR		CEILING ROSE
VENTILATOR HT.	03	EXF		9" DIA FRESH AIR FAN
+24"	02	TEL		TELEPHONE POINT
+27"	03	TV		TV COAXIAL POINT.
+24"	02	LP TEL		6 A PLUG POINT FOR TELEPHONE
+27"	03	LP TV		6 A PLUG POINT FOR TV
+24"	02	LP		6 A PLUG POINT
+72"	01	LP-CH		6 A PLUG POINT FOR CHIMNEY
+102"	03	SAC		SPLIT AC
+102"	03	PP- SAC		25 A POWER POINT FOR SPLIT AC
+42"	01	PP-MIX		15 A POWER POINT FOR MIXER
+78"	02	PP-G		15 A POWER POINT FOR GEYSER
+54"	01	PP-F		15 A POWER POINT FOR FRIDGE
+78"	01	PP-WP		15 A POWER POINT FOR WATER PURIFIER
+48"	01	PP-WM		15 A POWER POINT FOR WASHING MACHINE
+42"	02	BP		BELL PUSH SWITCH
+90"	01	BZ		BUZZER POINT
+24"	03	AC		AC STARTER
+60"	01	MCB DB		MCB DISTRIBUTION BOARD
	05		SB1/L1	SWITCH BOARD NO./ LIGHT CIRCUIT NO.
	03		AC	AC CIRCUIT NO.
	05		P1	POWER CIRCUIT NO.

WARNING

1. This drawing is the sole copyright of Architects VISTAAR and should be used for the purpose expressly issued.

GENERAL NOTES

1. All dimensions are in feet and inches.
2. Do not scale this drawing follow written dimensions only.
3. This drawing should be read in conjunction with other architectural and structural drawings.
4. Any discrepancy in the drawing should be immediately brought to the notice of architect.

PROJECT:-
SUNRISE HEIGHTS
BUILDING AT PLOT NO.-E-15,E-16 & E-17(RECONSTITUTION),JAGDAMBA NAGAR-E,JAIPUR

DRAWING TITLE

STILT FLOOR CEILING ELECTRICAL PLAN

ARCHITECTS :

VISTAAR ARCHITECTS & PLANNERS
Architects :: Interior Designers
B-2/12, Chitrkoot scheme,
main Gandhi Path,Opp mall of jaipur,Jaipur
PH.- 0141-4370233,09001010366

PATH :-

DRN.	DATE	REV.	NORTH
MANOJ KUMAWAT	06-09-2023		
SCALE	JOB NO.		
N.T.S			

For My Dream House
Partner

FRAME CONSULTANTS
Er. LOKESH WADHWA
B.Tech.(Civil), M.Tech.(Structure)
IAStructE AM-232

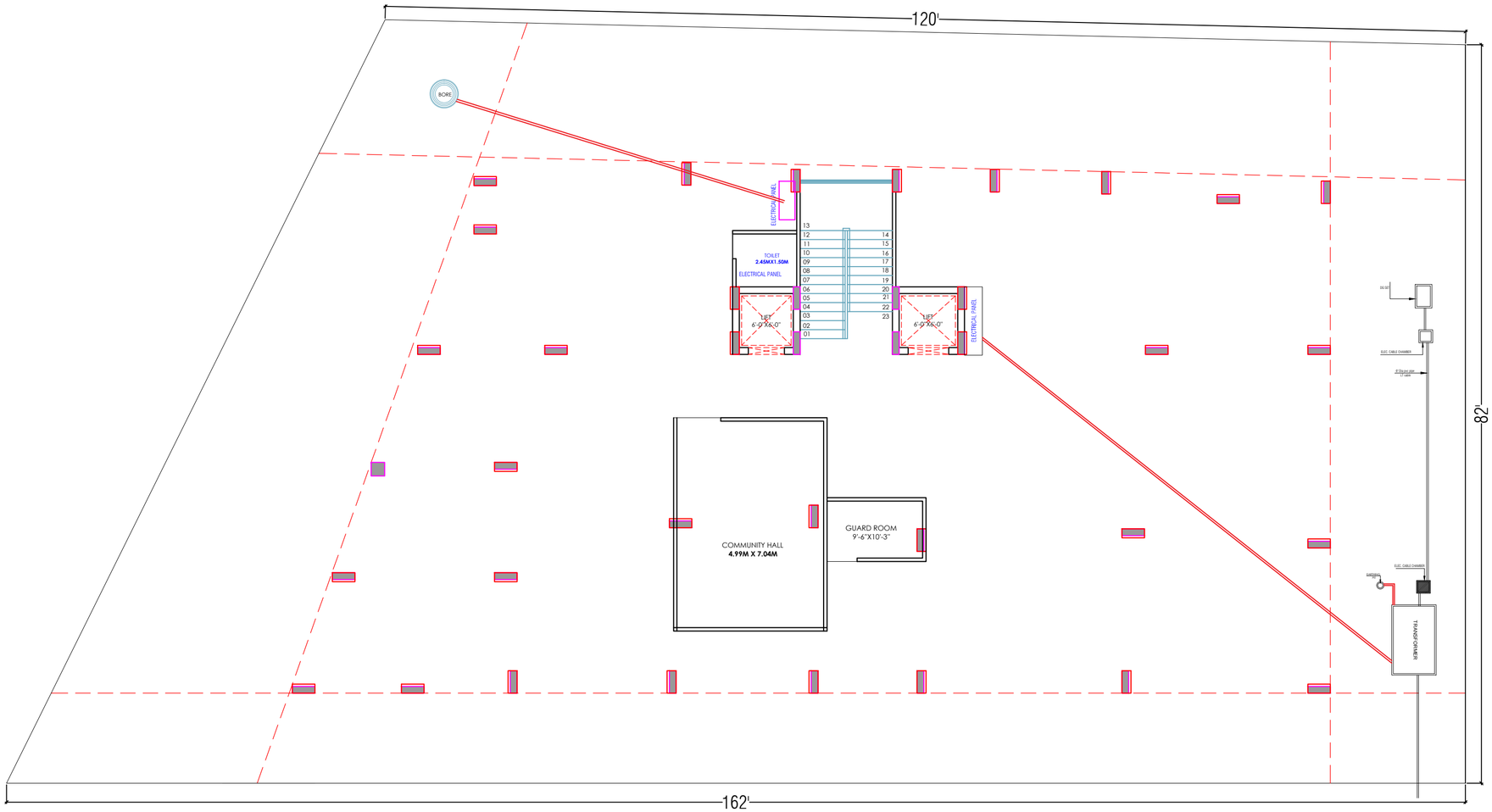

LEGENDS:

Mounting Height	No.	I.D	Symbol	Description
IN FLOOR				CONTROL WIRING
IN CONDUIT				CONTROL WIRING
IN CONDUIT				AC CONTROL WIRING
IN CONDUIT				GYSER CONTROL WIRING
IN CONDUIT				BUZZER CONTROL WIRING
CEILING	06	FAN/48"		CEILING FAN 48"
CEILING	02	FAN/30"		CEILING FAN 30"
+90"	04	TL		X40W WALL TUBELIGHT
+90"	04	BULB		WALL BRACKETS AS DESIGN LIGHT
+90"	01	GL		WALL BRACKETS AS DESIGN FOR GANESH LIGHT
	02	GL		WALL BRACKETS AS DESIGN FOR GATE LIGHT
CEILING	21	CFL		CFL CEILING LIGHT
+21"	02	FL		FOOT LIGHT
+48"	14	SB		SWITCH BOARD
+70"	03	ML		1 X 11 W CFL MIRROR LIGHT
VENTILATOR HT.	03	CR		CEILING ROSE
VENTILATOR HT.	03	EXF		9" DIA FRESH AIR FAN
+24"	02	TEL		TELEPHONE POINT
+23"	03	TV		TV COAXIAL POINT.
+24"	02	LP TEL		6 A PLUG POINT FOR TELEPHONE
+27"	03	LP TV		6 A PLUG POINT FOR TV
+24"	02	LP		6 A PLUG POINT
+72"	01	LP-CH		6 A PLUG POINT FOR CHIMNEY
+102"	03	SAC		SPLIT AC
+102"	03	PP-SAC		15 A POWER POINT FOR SPLIT AC
+42"	01	PP-MIX		15 A POWER POINT FOR MIXER
+78"	02	PP-G		15 A POWER POINT FOR GEYSER
+54"	01	PP-F		15 A POWER POINT FOR FRIDGE
+78"	01	PP-WP		15 A POWER POINT FOR WATER PURIFIER
+48"	01	PP-WM		15 A POWER POINT FOR WASHING MACHINE
+42"	02	BP		BELL PUSH SWITCH
+90"	01	BZ		BUZZER POINT
+24"	03	AC		AC STARTER
+60"	01	MCB DB		MCB DISTRIBUTION BOARD
	05		SB1/L1	SWITCH BOARD NO./ LIGHT CIRCUIT NO.
	03		AC	AC CIRCUIT NO.
	05		P1	POWER CIRCUIT NO.

For My Dream House
Partner

FRAME CONSULTANTS
Er. LOKESH VADHIYA
B.Tech (Civil), M.Tech (Structure)
IAS/Institute AM-232

WARNING

1. This drawing is the sole copyright of Architects VISTAAR and should be used for the purpose expressly issued.

GENERAL NOTES

1. All dimensions are in feet and inches.
2. Do not scale this drawing follow written dimensions only.
3. This drawing should be read in conjunction with other architectural and structural drawings.
4. Any discrepancy in the drawing should be immediately brought to the notice of architect.

PROJECT TITLE

PROJECT:-
SUNRISE HEIGHTS
BUILDING AT PLOT NO.-E-15,E-16 & E-17(RECONSTITUTION),JAGDAMBA NAGAR-E,JAIPUR

DRAWING TITLE

STILT FLOOR DISTRIBUTION AND LT PANEL COMMON AREA TRANSFORMER PLAN

ARCHITECTS :

VISTAAR ARCHITECTS & PLANNERS
Architects :: Interior Designers
B-2/12, Chitrkoot scheme,
main Gandhi Path,Opp mall of jaipur,Jaipur
PH.- 0141-4370233,09001010366

PATH :-

DRN.	DATE	REV.	NORTH
MANOJ KUMAWAT	26-08-2023		
SCALE	JOB NO.		
N.T.S			

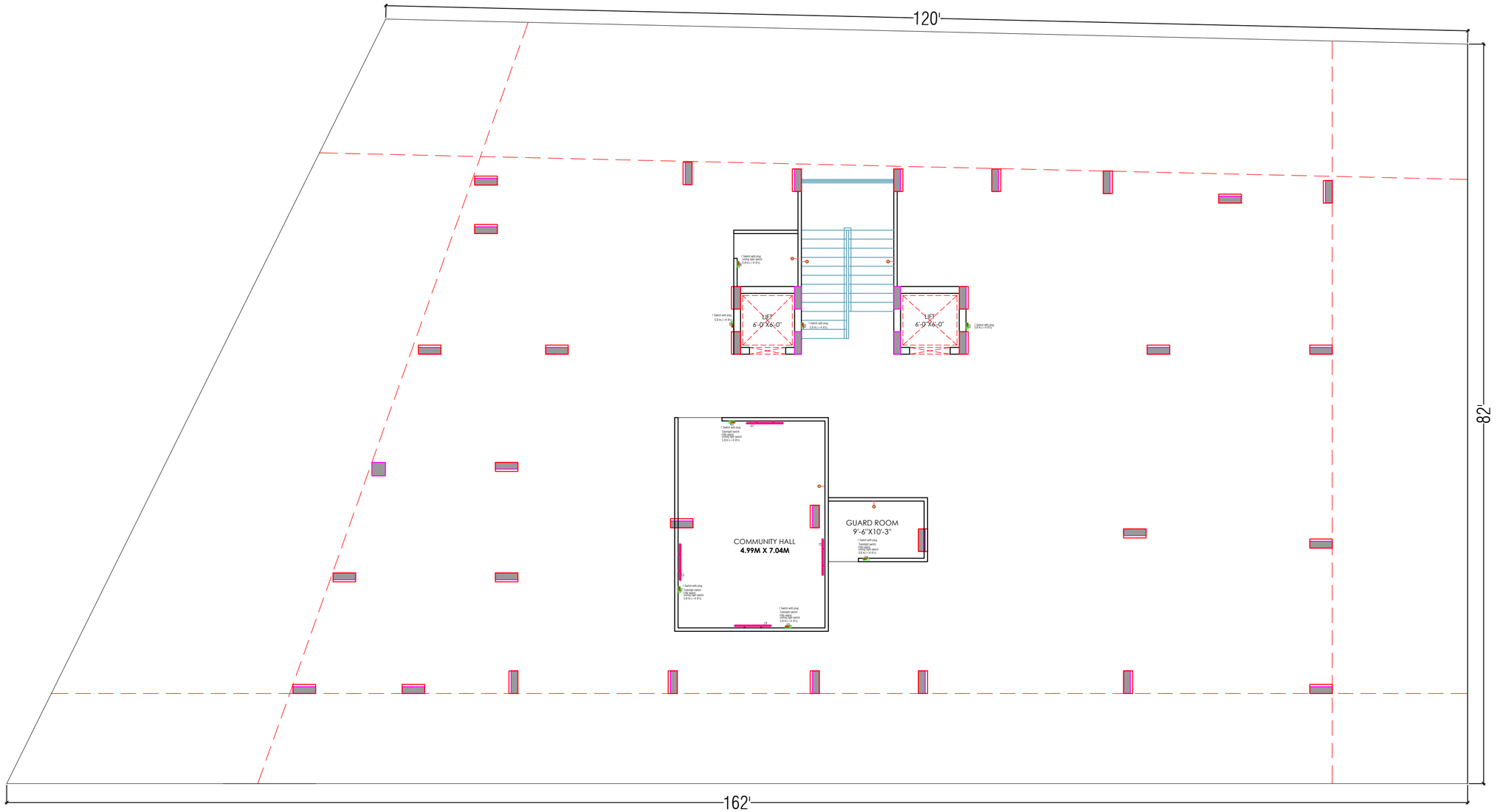

LEGENDS:

Mounting Height	No.	I D	Symbol	Description
IN FLOOR				CONTROL WIRING
IN CONDUIT				CONTROL WIRING
IN CONDUIT				AC CONTROL WIRING
IN CONDUIT				GYSER CONTROL WIRING
IN CONDUIT				BUZZER CONTROL WIRING
CEILING	06	FAN/48"		CEILING FAN 48"
CEILING	02	FAN/30"		CEILING FAN 30"
+90"	04	TL		2X40W WALL TUBELIGHT
+90"	04	BULB		WALL BRACKETS AS DESIGN LIGHT
+90"	01	GL		WALL BRACKETS AS DESIGN FOR GANESH LIGHT
	02	GL		WALL BRACKETS AS DESIGN FOR GATE LIGHT
CEILING	21	CFL		CFL CEILING LIGHT
+21"	02	FL		FOOT LIGHT
+48"	14	SB		SWITCH BOARD
+76"	03	ML		1 X 11 W CFL MIRROR LIGHT
VENTILATOR HT.	03	CR		CEILING ROSE
VENTILATOR HT.	03	EXF		9" DIA FRESH AIR FAN
+24"	02	TEL		TELEPHONE POINT
+27"	03	TV		TV COAXIAL POINT.
+24"	02	LP TEL		6 A PLUG POINT FOR TELEPHONE
+27"	03	LP TV		6 A PLUG POINT FOR TV
+24"	02	LP		6 A PLUG POINT
+72"	01	LP-CH		6 A PLUG POINT FOR CHIMNEY
+102"	03	SAC		SPLIT AC
+102"	03	PP- SAC		25 A POWER POINT FOR SPLIT AC
+42"	01	PP-MIX		15 A POWER POINT FOR MIXER
+78"	02	PP-G		15 A POWER POINT FOR GEYSER
+54"	01	PP-F		15 A POWER POINT FOR FRIDGE
+78"	01	PP-WP		15 A POWER POINT FOR WATER PURIFIER
+48"	01	PP-WM		15 A POWER POINT FOR WASHING MACHINE
+42"	02	BP		BELL PUSH SWITCH
+90"	01	BZ		BUZZER POINT
+24"	03	AC		AC STARTER
+60"	01	MCB DB		MCB DISTRIBUTION BOARD
	05		SB1/L1	SWITCH BOARD NO./ LIGHT CIRCUIT NO.
	03		AC1	AC CIRCUIT NO.
	05		P1	POWER CIRCUIT NO.

WARNING

1. This drawing is the sole copyright of Architects VISTAAR and should be used for the purpose expressly issued.

GENERAL NOTES

1. All dimensions are in feet and inches.
2. Do not scale this drawing follow written dimensions only.
3. This drawing should be read in conjunction with other architectural and structural drawings.
4. Any discrepancy in the drawing should be immediately brought to the notice of architect.

PROJECT TITLE

PROJECT:-
SUNRISE HEIGHTS
BUILDING AT PLOT NO.-E-15,E-16 & E-17(RECONSTITUTION), JAGDAMBA NAGAR-E,JAIPUR

DRAWING TITLE

STILT FLOOR WALL ELECTRICAL PLAN

ARCHITECTS :

VISTAAR ARCHITECTS & PLANNERS
Architects :: Interior Designers
B-2/12, Chitrkoot scheme,
main Gandhi Path,Opp mall of jaipur,Jaipur
PH.- 0141-4370233,09001010366

FRAME CONSULTANTS
Er. LOKESH VAIDHYA
B.Tech.(Civil), M.Tech.(Structure)
IA(Jaipur)E AM-232

For My Dream House
Partner

PATH :-

DRN.	DATE	REV.	NORTH
MANOJ KUMAWAT	26-08-2023		
SCALE	JOB NO.		
N.T.S			