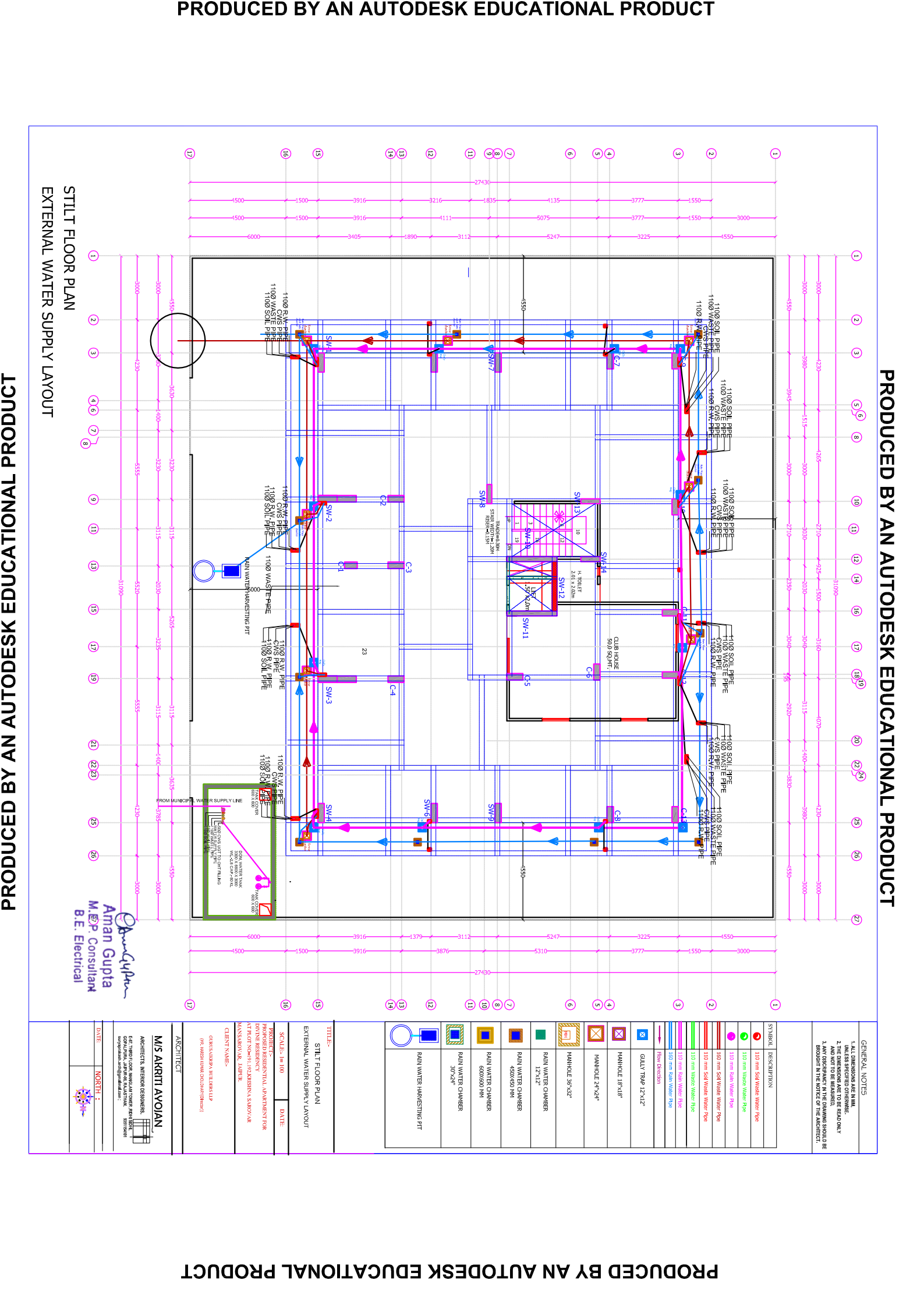
PRODUCED BY AN AUTODESK EDUCATIONAL PRODUCT

PRODUCED BY AN AUTODESK EDUCATIONAL PRODUCT

STILT FLOOR PLAN

EXTERNAL WATER SUPPLY LAYOUT



Aman Gupta
M.E.P. Consultant
B.E. Electrical

SYMBOL	DESCRIPTION
	110 mm Soil Waste Water Pipe
	110 mm Waste Water Pipe
	110 mm Rain Water Pipe
	160 mm Soil Waste Water Pipe
	110 mm Soil Waste Water Pipe
	110 mm Waste Water Pipe
	110 mm Rain Water Pipe
	160 mm Rain Water Pipe
	Flow Direction
	GULLY TRAP 12"x12"
	MANHOLE 18"x18"
	MANHOLE 24"x24"
	MANHOLE 36"x2"
	RAIN WATER CHAMBER 12"x12"
	RAIN WATER CHAMBER 450X450 MM
	RAIN WATER CHAMBER 600X600 MM
	RAIN WATER CHAMBER 30"x24"
	RAIN WATER HARVESTING PIT

GENERAL NOTES

1. ALL DIMENSIONS ARE IN MM.
UNLESS SPECIFIED OTHERWISE.
2. THIS DRAWING IS TO BE READ ONLY AND NOT TO BE MEASURED.
3. ANY DISCREPANCY IN THE DRAWING SHOULD BE BROUGHT IN THE NOTICE OF THE ARCHITECT.

TITLE:- STILT FLOOR PLAN
EXTERNAL WATER SUPPLY LAYOUT

SCALE:- 1= 100 | DATE:

PROJECT:- PROPOSED RESIDENTIAL APARTMENT FOR DIVYNE RESIDENCY AT PLOT NO:- 191, 192, KERSEEN A SAROVAR MANSAROVAR, JAIPUR.

CLIENT NAME:- GURUKARUPA BUILDERS LLP (MR. HARSH KUMAR CHOUDHARY(DIRECTOR))

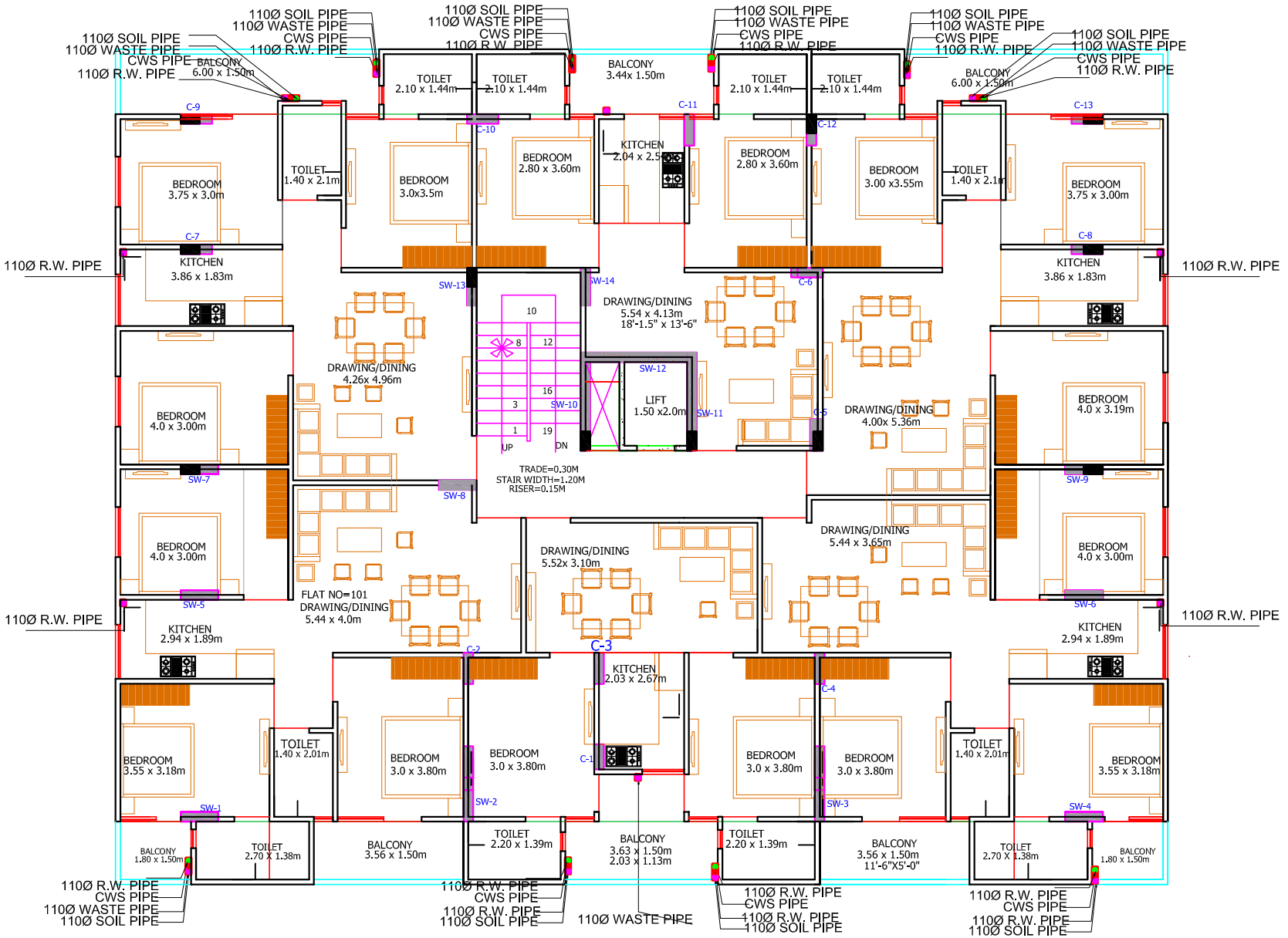
ARCHITECT

M/S AKRITI AYOJAN
ARCHITECTS, INTERIOR DESIGNERS,
EAP, THIRD FLOOR, MANSAM TOWER, PRITHVI MARG, GOPALPURA, JAIPUR-06, RAJASTHAN.
suryaprakash.soni@gmail.com; 8058154101

DATE: NORTH :

PRODUCED BY AN AUTODESK EDUCATIONAL PRODUCT

PRODUCED BY AN AUTODESK EDUCATIONAL PRODUCT



TYPICAL FLOOR PLAN

INTERNAL WATER SUPPLY LAYOUT

LEGEND:–

①	SOIL PIPE	
②	WASTE PIPE	
③	VENT PIPE	
④	COLD WATER SUPPLY (CWS)	
⑤	HOT WATER SUPPLY (HWS)	
	RAIN WATER PIPE	
SW	SEWER LINE– EXTERNAL	
RW	STORM WATER DRAINAGE PIPE	
	SEWERAGE MANHOLE	M.H.
	STORM WATER MANHOLE	M.H.
GT	GULLY TRAP	
BV	BALL VALVE	
FT	FLOOR TRAP	
FD	FLOOR FLOOR DRAIN	
	RAIN WATER COLLECTION CHAMBER 450X450MM	
	KHURRA	

MEP CONSULTANT : --
cube consultant
A-8, PATH NO. 4, JAMUNA NAGAR,
SODALA, JAIPUR-302006
MAIL: - cubemep@gmail.com
PH. NO. +91 141 2221089, 9214308430, 9785427711

DEALT BY	REVISION	DATE:
RAMESH		

TITLE:-

TYPICAL FLOOR

INTERNAL WATER SUPPLY LAYOUT

SCALE:- 1= 100	DATE:

PROJECT:-

PROPOSED RESIDENTIAL APARTMENT FOR DIVINE RESIDENCY

AT PLOT NO=191.192,KRISHNA SAROVAR MANSAROVAR, JAIPUR.

CLIENT NAME:-

GURUSAIKRIPA BUILDERS LLP

(MR. HARISH KUMAR CHOUDHARY(Director))

ARCHITECT

M/S AKRITI AYOJAN
ARCHITECTS. INTERIOR DESIGNERS.
E-87, THIRD FLOOR, MANGLAM TOWER ,RIDHI SIDHI, GOPALPURA, JAIPUR-06, RAJASTHAN. 9351154101
suryaprakash.arch@gmail.com ;

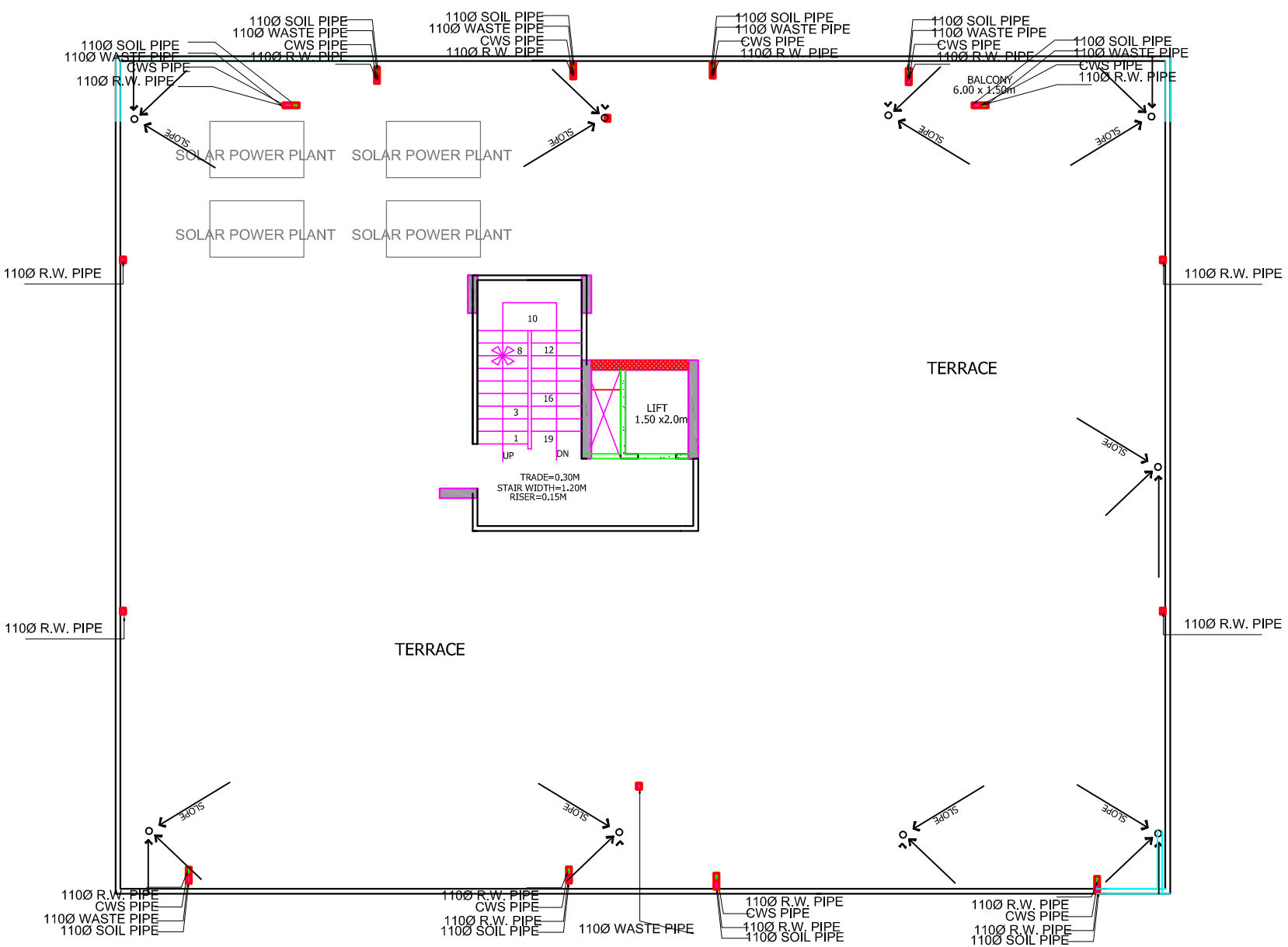
DATE:	NORTH :

Aman Gupta
M.E.P. Consultant
B.E. Electrical

PRODUCED BY AN AUTODESK EDUCATIONAL PRODUCT

PRODUCED BY AN AUTODESK EDUCATIONAL PRODUCT

PRODUCED BY AN AUTODESK EDUCATIONAL PRODUCT



TERRACE FLOOR
WATER SUPPLY LAYOUT

Aman Gupta
M.E.P. Consultant
B.E. Electrical

LEGEND:–

①	SOIL PIPE	
②	WASTE PIPE	
③	VENT PIPE	
④	COLD WATER SUPPLY (CWS)	
⑤	HOT WATER SUPPLY (HWS)	
	RAIN WATER PIPE	
SW	SEWER LINE– EXTERNAL	
SW	STORM WATER DRAINAGE PIPE	
	SEWERAGE MANHOLE	M.H.
	STORM WATER MANHOLE	M.H.
GT	GULLY TRAP	
BV	BALL VALVE	
FT	FLOOR TRAP	
FD	FLOOR FLOOR DRAIN	
	RAIN WATER COLLECTION CHAMBER 450X450MM	
	KHURRA	

MEP CONSULTANT : --
cube consultant
A-8, PATH NO. 4, JAMUNA NAGAR,
SODALA, JAIPUR-302006
MAIL: - cubemep@gmail.com
PH. NO. +91 141 2221089, 9214308430, 9785427711

DEALT BY	REVISION	DATE:
RAMESH		

TITLE:-
TERRACE FLOOR
WATER SUPPLY LAYOUT

SCALE:- 1= 100	DATE:

PROJECT:-
PROPOSED RESIDENTIAL APARTMENT FOR DIVINE RESIDENCY
AT PLOT NO=191.192,KRISHNA SAROVAR MANSAROVAR, JAIPUR.

CLIENT NAME:-
GURUSAIKRIPA BUILDERS LLP
(MR. HARISH KUMAR CHOUDHARY(Director))

ARCHITECT

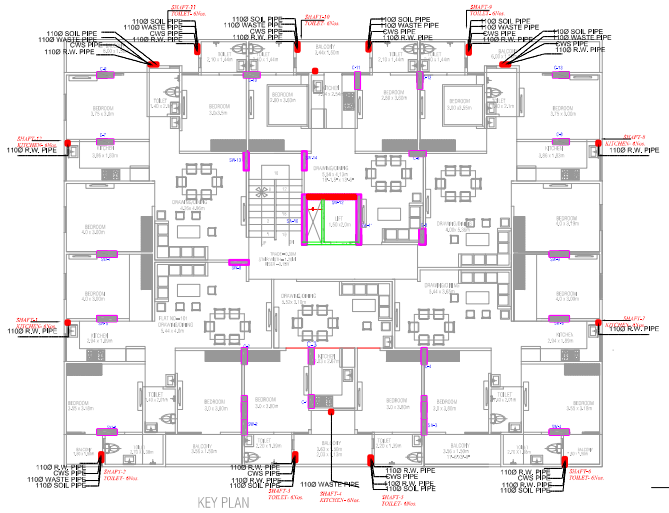
M/S AKRITI AYOJAN
ARCHITECTS. INTERIOR DESIGNERS.
E-87, THIRD FLOOR, MANGLAM TOWER ,RIDHI SIDHI, GOPALPURA, JAIPUR-06, RAJASTHAN. 9351154101
suryaprakash.arch@gmailmail.com ;

DATE:	NORTH :

PRODUCED BY AN AUTODESK EDUCATIONAL PRODUCT

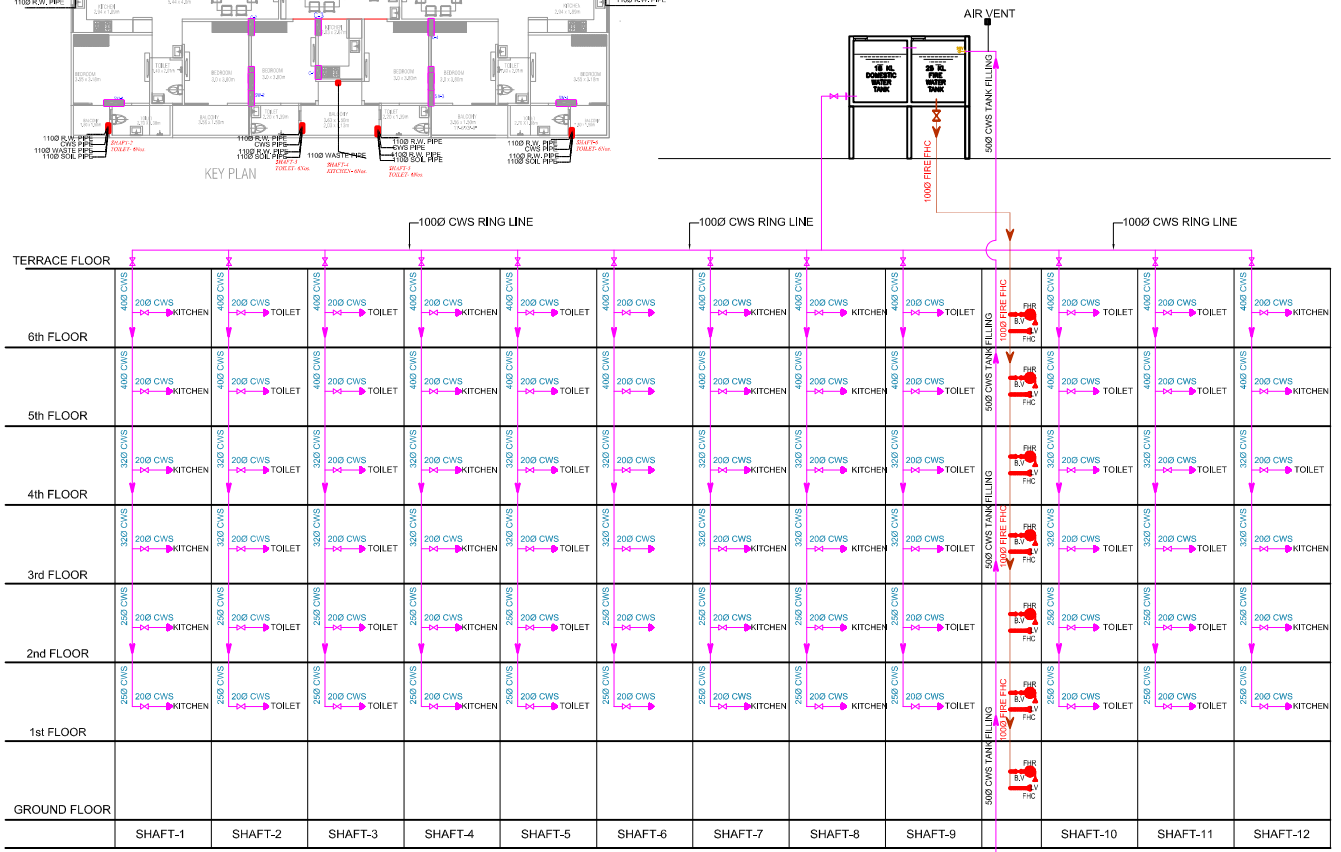
PRODUCED BY AN AUTODESK EDUCATIONAL PRODUCT

PRODUCED BY AN AUTODESK EDUCATIONAL PRODUCT



LEGEND:–

	DOMESTIC WATER SUPPLY PIPE
	"Y" STRAINER
	BUTTER FLY VALVE / BALL VALVE
	NON RETURN VALVE
PRV	PRESSURE REDUCE VALVE
	EXPANSION LOOP
WM	WATER METER
SOL	SOLNOID VALVE
	FIRE FHC PIPE



WATER SCHEMATIC LAYOUT

Aman Gupta
M.E.P. Consultant
B.E. Electrical

LEGEND:–

①	SOIL PIPE	
②	WASTE PIPE	
③	VENT PIPE	
④	COLD WATER SUPPLY (CWS)	
⑤	HOT WATER SUPPLY (HWS)	
	RAIN WATER PIPE	
SW	SEWER LINE– EXTERNAL	
RW	STORM WATER DRAINAGE PIPE	
	SEWERAGE MANHOLE	M.H.
	STORM WATER MANHOLE	M.H.
GT	GULLY TRAP	
BV	BALL VALVE	
FT	FLOOR TRAP	
FD	FLOOR FLOOR DRAIN	
	RAIN WATER COLLECTION CHAMBER 450X450MM	
	KHURRA	

MEP CONSULTANT: –
cube consultant
A-8, PATH NO. 4, JAMUNA NAGAR,
SODALA, JAIPUR-302006
MAIL : - cubemep@gmail.com
PH. NO. + 91 141 2221089, 9214308490, 9785427711

DEALT BY	REVISION	DATE:
RAMESH		

TITLE:-
WATER SCHEMATIC LAYOUT

SCALE:- 1= 100 | DATE:

PROJECT:-
PROPOSED RESIDENTIAL APARTMENT FOR DIVINE RESIDENCY
AT PLOT NO=191,192,KRISHNA SAROVAR MANSAROVAR, JAIPUR.

CLIENT NAME:-
GURUSAIKRIPA BUILDERS LLP
(MR. HARISH KUMAR CHOUDHARY(Director))

ARCHITECT
M/S AKRITI AYOJAN
ARCHITECTS, INTERIOR DESIGNERS,
E-87, THIRD FLOOR, MANGLAM TOWER, RIDHI SIDHI, GOPALPURA, JAIPUR-06, RAJASTHAN. 9351134101
suryaprakash.arch@gmail.com :

DATE: | NORTH :

PRODUCED BY AN AUTODESK EDUCATIONAL PRODUCT
PRODUCED BY AN AUTODESK EDUCATIONAL PRODUCT